

## BMO Aggregate Bond Index ETF

### Fund Details

Ticker	ZAG
Base Currency	CAD
Exchange	TSX
Inception Date	Jan 19, 2010
Maximum Annual Management Fee	0.09%
Management Expense Ratio <sup>1</sup>	0.14%
RSP Eligible	Yes
DRIP Eligible	Yes
Distribution Frequency	Monthly

### Fund Characteristics

Net Assets (Mn)	\$ 2,843.07
Number of Securities	703
Shares Outstanding	182,370,521
Weighted Avg Term to Maturity	10.10
Weighted Avg Coupon (%)	3.30
Weighted Avg Current Yield (%)	3.00
Weighted Avg Yield to Maturity (%)	2.50
Weighted Avg Duration	7.30

### Correlation

Index Return data based on 10 years as of Sep 29, 2017

FTSE TMX Canada Overall Bond Index	1.00
Bloomberg Barclays U.S. High Yield Very Liquid Index CAD Hedged	0.05
S&P/TSX Capped Composite Index	-0.03
S&P 500 Hedged to Canadian Dollars Index	-0.08
MSCI EAFE 100% Hedged to CAD Dollars Index	-0.03
MSCI Emerging Markets Index CAD	0.19

### Portfolio Strategy

BMO Aggregate Bond Index ETF has been designed to replicate, to the extent possible, the performance of the FTSE TMX Canada UniverseXM Bond Index™, net of expenses. The Fund invests in a variety of debt securities primarily with a term to maturity greater than one year. Securities held in the Index are a broad measure of the Canadian investment-grade fixed income market consisting of Federal, Provincial and Corporate bonds. In addition, as ZAG is a fund of fund, the management fees charged are reduced by those accrued in the underlying funds.

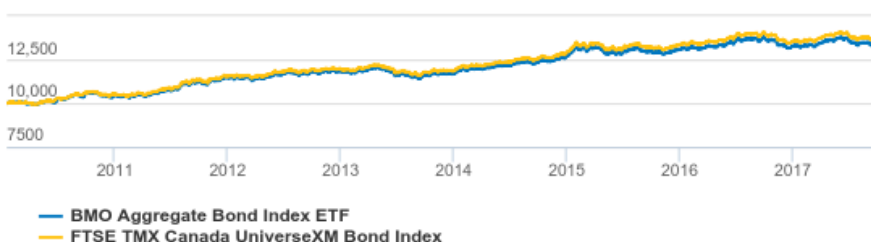
### Benchmark Info

The FTSE TMX Canada UniverseXM Bond Index™ is designed to be a broad measure of the Canadian investment-grade fixed income market consisting of Government of Canada (including Crown Corporations), Provincial and Corporate bonds. The index consists of semi-annual pay fixed rate bonds denominated in Canadian dollars, with an effective term to maturity of greater than one year and a credit rating of BBB or higher. Each security in the index is weighted by its relative market capitalization and rebalanced on a daily basis.

### Fund Benefits

- Designed for investors looking for consistent income
- Invested in a diversified portfolio of federal, provincial, and corporate bonds
- Includes bonds with greater than one year to maturity
- Professionally managed by BMO Global Asset Management

### Growth of 10,000



### Fund Performance

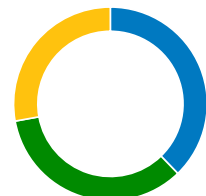
#### Annualized Performance

For period ending Sep 29, 2017

	1Mo	3Mo	6Mo	YTD	1Yr	3Yr	5Yr	Since Inception
NAV	-1.35%	-1.91%	-0.86%	0.31%	-3.14%	2.58%	2.39%	3.80%
Index	-1.32%	-1.84%	-0.76%	0.46%	-2.98%	2.78%	2.64%	4.09%

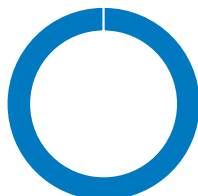
## BMO Aggregate Bond Index ETF

### Sector Allocation



- 37.75% Federal
- 34.39% Provincial
- 27.83% Corporate

### Geographic Allocation

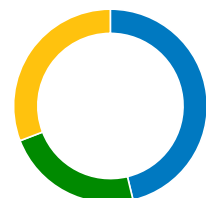


- 100.00% Canada

### Top Holdings

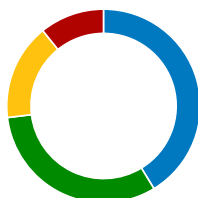
	%
BMO Short Federal Bond Index ETF	22.59%
BMO Long Provincial Bond Index ETF	16.69%
BMO Short Corporate Bond Index ETF	15.04%
BMO Mid Provincial Bond Index ETF	9.59%
BMO Short Provincial Bond Index ETF	8.59%
BMO Mid Federal Bond Index ETF	7.95%
BMO Long Corporate Bond Index ETF	7.43%
BMO Long Federal Bond Index ETF	6.69%
BMO Mid Corporate Bond Index ETF	5.41%

### Maturity




- 46.25% 1-5 Years
- 22.92% 5-10 Years
- 30.83% 10-30 Years

### Credit Allocation



- 41.30% AAA
- 31.80% AA
- 16.10% A
- 10.80% BBB



Call Us  
1-800-361-1392



Email Us  
bmo.etfs@bmo.com



Visit Us  
www.bmo.com/etfs

Commissions, management fees and expenses all may be associated with investments in exchange traded funds. Please read the prospectus before investing. The indicated rates of return are the historical annual compound total returns including changes in prices and reinvestment of all distributions and do not take into account commission charges or income taxes payable by any unitholder that would have reduced returns.

Exchange traded funds are not guaranteed, their values change frequently and past performance may not be repeated. This communication is intended for informational purposes only and is not, and should not be construed as, investment and/or tax advice to any individual.

Particular investments and/or trading strategies should be evaluated relative to each individual's circumstances. Individuals should seek the advice of professionals, as appropriate, regarding any particular investment.

\*BMO ETFs are managed and administered by BMO Asset Management Inc., an investment fund manager and portfolio manager and separate legal entity from the Bank of Montreal.

© "BMO (M-bar roundel symbol)" is a registered trade-mark of Bank of Montreal, used under licence.

BMO ETFs are not in any way sponsored, endorsed, sold or promoted by, FTSE TMX Debt Capital Markets Inc. ("FTDCM"), FTSE International Limited ("FTSE"), the London Stock Exchange Group companies (the "Exchange") or TSX INC. ("TSX" and together with FTDCM, FTSE and the Exchange, the "Licensor Parties"). The Licensor Parties make no warranty or representation whatsoever, expressly or impliedly, either as to the results to be obtained from the use of FTSE TMX Indices ("the Index") and/or the figure at which the said Index stands at any particular time on any particular day or otherwise. The Index is compiled and calculated by FTSEDCM and all copyright in the Index values and constituent lists vests in FTDCM. The Licensor Parties shall not be liable (whether in negligence or otherwise) to any person for any error in the Index and the Licensor Parties shall not be under any obligation to advise any person of any error therein.

"TMX" is a trade mark of TSX Inc. and is used under license. "FTSE®" is a trade mark of the London Stock Exchange Group companies and is used by FTDCM under license.

<sup>1</sup> Management Expense Ratios (MERs) are the audited MERs as of December 31, 2016.