

BMO Long Federal Bond Index ETF

Fund Details

Ticker	ZFL
Base Currency	CAD
Exchange	TSX
Inception Date	May 19, 2010
Maximum Annual Management Fee	0.20%
Management Expense Ratio ¹	0.23%
RSP Eligible	Yes
DRIP Eligible	Yes
Distribution Frequency	Monthly

Fund Characteristics

Net Assets (Mn)	\$ 254.56
Number of Securities	14
Shares Outstanding	14,548,585
Weighted Avg Term to Maturity	22.50
Weighted Avg Coupon (%)	4.30
Weighted Avg Current Yield (%)	3.30
Weighted Avg Yield to Maturity (%)	2.50
Weighted Avg Duration	15.30

Correlation

Index Return data based on 10 years as of Sep 29, 2017

FTSE TMX Canada Overall Bond Index	0.94
FTSE TMX Canada Long Term Overall Bond Index	0.95
Bloomberg Barclays U.S. High Yield Very Liquid Index CAD Hedged	-0.10
S&P/TSX Capped Composite Index	-0.15
S&P 500 Hedged to Canadian Dollars Index	-0.19
MSCI EAFE 100% Hedged to CAD Dollars Index	-0.17
MSCI Emerging Markets Index CAD	0.05

Portfolio Strategy

The BMO Long Federal Bond Index ETF has been designed to replicate, to the extent possible, the performance of the FTSE TMX Canada Long Term Federal Bond Index™, net of expenses. The Fund invests in a variety of debt securities primarily with a term to maturity greater than ten years. Securities held in the Index are generally issued or guaranteed by the Government of Canada, by various agencies of the Government of Canada, and by various instrumentalities that have been established or sponsored by the Government of Canada.

Benchmark Info

The FTSE TMX Canada Long Term Federal Bond Index™ consists of semi-annual pay fixed rate bonds denominated in Canadian dollars, with an effective term to maturity greater than ten years, a credit rating of AAA and minimum size requirement of \$50 million per issue. The federal sector consists of bonds issued by the Government of Canada (including both non-agency, agency/crown corporations) and supranational entities. Each security in the index is weighted by its relative market capitalization and rebalanced on a daily basis.

Fund Benefits

- Designed for investors looking for higher income
- Invested in a diversified portfolio of federal bonds
- Includes bonds with more than ten years to maturity
- Professionally managed by BMO Global Asset Management

Growth of 10,000



Fund Performance

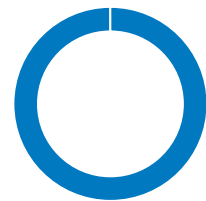
Annualized Performance

For period ending Sep 29, 2017

	1Mo	3Mo	6Mo	YTD	1Yr	3Yr	5Yr	Since Inception
NAV	-3.08%	-4.65%	-1.82%	-0.91%	-10.29%	2.81%	1.78%	5.15%
Index	-3.06%	-4.59%	-1.75%	-0.81%	-10.06%	3.10%	2.07%	5.38%

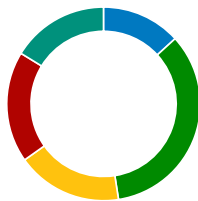
BMO Long Federal Bond Index ETF

Sector Allocation



● 100.00% Federal

Maturity

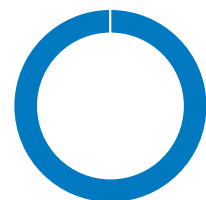


● 13.24% 10-15 Years
 ● 34.30% 15-20 Years
 ● 17.65% 20-25 Years
 ● 18.56% 25-30 Years
 ● 16.25% 30+ Years


Top Holdings

	%
Canada 3.5% 12/01/2045	18.08%
Canada 4.0% 06/01/2041	16.92%
Canada 5.0% 06/01/2037	16.03%
Canada 5.75% 06/01/2033	15.01%
Canada 5.75% 06/01/2029	11.61%
Canada 2.75% 12/01/2048	11.34%
Muskrat Falls CANMFA-B 3.83% 06/01/2037	2.69%
Muskrat Falls CANMFA-A 3.63% 06/01/2029	2.19%
Canada 2.75% 12/01/2064	2.15%
Muskrat Falls CANMFA-C 3.86% 12/01/2048	2.07%

Credit Allocation



● 100.00% AAA



Call Us
1-800-361-1392



Email Us
bmo.etfs@bmo.com



Visit Us
www.bmo.com/etfs

Commissions, management fees and expenses all may be associated with investments in exchange traded funds. Please read the prospectus before investing. The indicated rates of return are the historical annual compound total returns including changes in prices and reinvestment of all distributions and do not take into account commission charges or income taxes payable by any unitholder that would have reduced returns. Exchange traded funds are not guaranteed, their values change frequently and past performance may not be repeated.

This communication is intended for informational purposes only and is not, and should not be construed as, investment and/or tax advice to any individual. Particular investments and/or trading strategies should be evaluated relative to each individual's circumstances. Individuals should seek the advice of professionals, as appropriate, regarding any particular investment.

*BMO ETFs are managed and administered by BMO Asset Management Inc., an investment fund manager and portfolio manager and separate legal entity from the Bank of Montreal.

© "BMO (M-bar roundel symbol)" is a registered trade-mark of Bank of Montreal, used under licence.

BMO ETFs are not in any way sponsored, endorsed, sold or promoted by, FTSE TMX Debt Capital Markets Inc. ("FTDCM"), FTSE International Limited ("FTSE"), the London Stock Exchange Group companies (the "Exchange") or TSX INC. ("TSX" and together with FTDCM, FTSE and the Exchange, the "Licensor Parties"). The Licensor Parties make no warranty or representation whatsoever, expressly or impliedly, either as to the results to be obtained from the use of FTSE TMX Indices ("the Index") and/or the figure at which the said Index stands at any particular time on any particular day or otherwise. The Index is compiled and calculated by FTSEDCM and all copyright in the Index values and constituent lists vests in FTDCM. The Licensor Parties shall not be liable (whether in negligence or otherwise) to any person for any error in the Index and the Licensor Parties shall not be under any obligation to advise any person of any error therein.

"TMX" is a trade mark of TSX Inc. and is used under license. "FTSE®" is a trade mark of the London Stock Exchange Group companies and is used by FTDCM under license.

¹ Management Expense Ratios (MERs) are the audited MERs as of December 31, 2016.