

BMO NASDAQ 100 Equity Hedged to CAD Index ETF

Fund Details

Ticker	ZQQ
Base Currency	CAD
Exchange	TSX
Inception Date	Jan 19, 2010
Maximum Annual Management Fee	0.35%
Management Expense Ratio ¹	0.39%
RSP Eligible	Yes
DRIP Eligible	Yes
Distribution Frequency	Annually

Fund Characteristics

Net Assets (Mn)	\$ 436.52
Number of Securities	107
Shares Outstanding	9,528,561
Market Cap (\$Bn)	11,517.74
Price/Earnings Ratio	29.2
Price/Book Ratio	4.4
Annualized Distribution Yield (%)	0.7
Beta ²	1.07

Correlation

Index Return data based on 10 years as of Sep 29, 2017

FTSE TMX Canada Overall Bond Index	-0.03
S&P/TSX Capped Composite Index	0.77
S&P 500 Hedged to Canadian Dollars Index	0.91
MSCI EAFE 100% Hedged to CAD Dollars Index	0.87
MSCI Emerging Markets Index CAD	0.76

Portfolio Strategy

BMO Nasdaq 100 Equity Hedged to CAD Index ETF has been designed to replicate, to the extent possible, the performance of a NASDAQ listed companies index, net of expenses. The Fund invests in and holds the Constituent Securities of the Index in the same proportion as they are reflected in the Index. The U.S. dollar currency exposure is hedged back to the Canadian dollar.

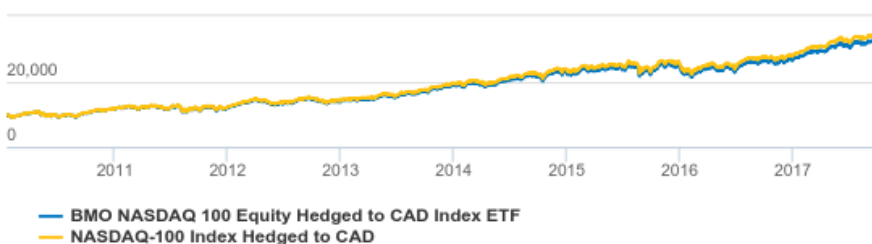
Benchmark Info

The NASDAQ-100 Index Hedged to CAD is a modified market capitalization weighted index that tracks 100 of the largest non-financial securities listed on the NASDAQ Stock Market based on market capitalization. To be included in the Index as a Constituent Security, an issue generally must be: (i) an eligible security type including common stocks, ordinary shares, ADRS, shares of beneficial interest or limited partnerships interests and tracking stocks; and (ii) the security of a company that is exclusively listed on the NASDAQ Global Select Market and the securities must have average daily trading volume of at least 200,000 shares. The U.S. dollar currency exposure is hedged back to the Canadian dollar.

Fund Benefits

- Provides convenient and efficient exposure to the largest non-financial equities listed on the NASDAQ stock market
- Concentrated in Information Technology, Consumer and Health Care sectors
- Currency exposure hedged back to the Canadian dollar
- The underlying securities of ZQQ have large daily trade volumes which represents the ETFs true liquidity

Growth of 10,000



Fund Performance

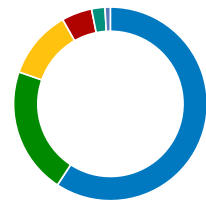
Annualized Performance

For period ending Sep 29, 2017

	1Mo	3Mo	6Mo	YTD	1Yr	3Yr	5Yr	Since Inception
NAV	-0.18%	5.68%	9.91%	22.88%	22.62%	14.34%	17.31%	16.47%
Index	-0.15%	5.86%	10.27%	23.43%	23.40%	14.96%	18.01%	17.24%

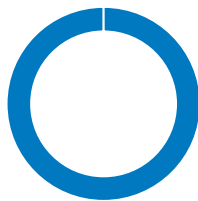
BMO NASDAQ 100 Equity Hedged to CAD Index ETF

Sector Allocation



- 59.19% Information Technology
- 21.12% Consumer Discretionary
- 11.46% Health Care
- 5.05% Consumer Staples
- 2.23% Industrials
- 0.90% Telecommunication


Geographic Allocation



- 100.00% United States

Top Holdings

	%
Apple Inc	11.67%
Microsoft Corp	8.39%
Amazon.Com Inc	6.78%
Facebook Inc-A	5.89%
Alphabet Inc-CI C	4.87%
Alphabet Inc-CI A	4.24%
Intel Corp	2.62%
Comcast Corp-Class A	2.62%
Cisco Systems Inc	2.46%
Amgen Inc	2.00%



Call Us
1-800-361-1392



Email Us
bmo.etfs@bmo.com



Visit Us
www.bmo.com/etfs

Commissions, management fees and expenses all may be associated with investments in exchange traded funds. Please read the prospectus before investing. The indicated rates of return are the historical annual compound total returns including changes in prices and reinvestment of all distributions and do not take into account commission charges or income taxes payable by any unitholder that would have reduced returns. Exchange traded funds are not guaranteed, their values change frequently and past performance may not be repeated.

This communication is intended for informational purposes only and is not, and should not be construed as, investment and/or tax advice to any individual. Particular investments and/or trading strategies should be evaluated relative to each individual's circumstances. Individuals should seek the advice of professionals, as appropriate, regarding any particular investment.

*BMO ETFs are managed and administered by BMO Asset Management Inc., an investment fund manager and portfolio manager and separate legal entity from the Bank of Montreal.

© "BMO (M-bar roundel symbol)" is a registered trade-mark of Bank of Montreal, used under licence.

Nasdaq®, OMX®, NASDAQ OMX®, Nasdaq-100®, and Nasdaq-100 Index®, are registered trademarks of The NASDAQ OMX Group, Inc. (which with its affiliates is referred to as the Corporations) and are licensed for use by BMO Asset Management Inc. The BMO Nasdaq 100 Equity Hedged to CAD Index ETF has not been passed on by the Corporations as to its legality or suitability and is not issued, endorsed, sold, or promoted by the Corporations. THE CORPORATIONS MAKE NO WARRANTIES AND BEAR NO LIABILITY WITH RESPECT TO The BMO Nasdaq 100 Equity Hedged to CAD Index ETF.

¹ Management Expense Ratios (MERs) are the audited MERs as of December 31, 2016.

² Beta is a measure of how a BMO ETF responds to moves in the broader market in which it invests. A beta of greater than 1.00 suggests that the ETF is more volatile than the market, while a beta of less than 1.00 suggests that the ETF is less volatile than the market. Beta may change over time and historical beta is not indicative of future beta. The indicated beta is generally based on historical rolling two-year returns. Where a BMO ETF does not have two years of performance history, the beta may be calculated as long as at least six months of performance history is available.