

CLF

# iShares 1-5 Year Laddered Government Bond Index ETF

As of 09/30/2017

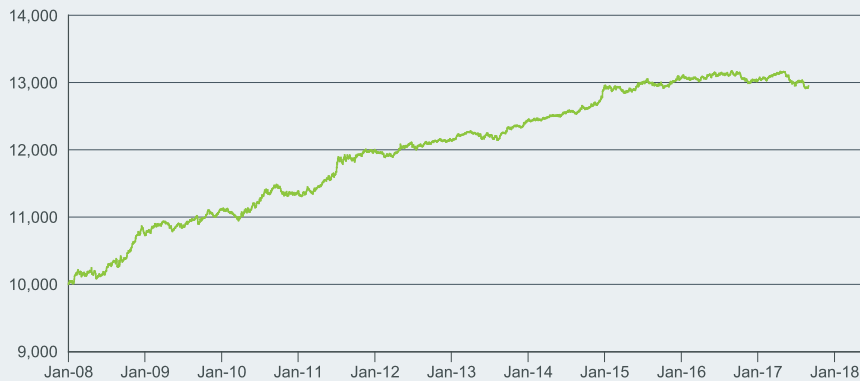
**iShares**<sup>®</sup>  
by **BLACKROCK**<sup>®</sup>

The iShares 1-5 Year Laddered Government Bond Index Fund seeks to track the FTSE TMX Canada 1-5 Year Laddered Government Bond Index, less fees and expenses. The fund offers exposure to the constituent securities of the index, which offers a well-diversified government bond portfolio with laddered maturity levels from 1-5 years.

## WHY CLF?

- 1 Invests in a portfolio of Canadian government bonds, with laddered maturities from 1-5 years
- 2 Provides access to investment grade bonds plus monthly cash distributions
- 3 Can be used to mitigate interest rate risk

## GROWTH OF 10,000 CAD SINCE INCEPTION



Beginning Value = \$10,000.00; Date = 1/31/2008  
Ending Value = \$12,949.48; Date = 9/29/2017

These results in the above Growth of 10 000 chart are hypothetical and are intended for illustrative purposes only. See page 2 for important disclosures and more information about hypothetical results.

## ANNUAL PERFORMANCE (% CAD)

	Cumulative				Annualized				
	1 Month	3 Month	6 Month	YTD	1 Year	3 Year	5 Year	10 Year	Since Inception
Fund	-0.58	-0.68	-1.04	-0.62	-1.56	1.01	1.35	N/A	2.71
Benchmark	-0.56	-0.63	-0.96	-0.49	-1.40	1.16	1.50	N/A	2.93

## 12 MONTH PERFORMANCE PERIODS (% CAD)

	2016	2015	2014	2013	2012
Fund	0.06	2.56	2.93	1.62	1.38
Benchmark	0.23	2.71	3.13	1.70	1.49

All amounts given in Canadian dollars.

## KEY FACTS

Fund Launch Date	31/01/2008
Benchmark	FTSE TMX Canada 1-5 Year Laddered Government Bond Index™
Stock Exchange	Toronto Stock Exchange
Distribution Frequency	Monthly
Listed Options	No
Eligible for Registered Plans	Yes
Program Eligibility	PACC/DRIP/SWP
Units Outstanding	50,900,000
Assets Under Management	\$918,410,488
Number of Holdings	36

## FEEES AND CHARGES

Management Fee	0.15 %
Management Expense Ratio (MER)	0.17 %
Management Fee: The annual fee payable by the fund and/or any underlying ETF(s) to BlackRock Canada and/or its affiliates for acting as trustee and/or manager of the fund/ETF(s).	

MER: As reported in the fund's most recent Annual Management Report of Fund Performance. MER includes all management fees and GST/HST paid by the fund for the period, and includes any fees paid in respect of the fund's holdings of other ETFs.

## TOP HOLDINGS (%)

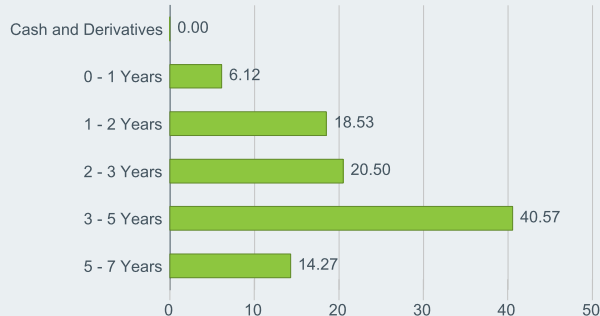
CANADA (GOVERNMENT OF)	4.24
CANADA (GOVERNMENT OF)	4.23
ONTARIO CANADA (PROVINCE OF)	4.11
CANADA (GOVERNMENT OF)	4.07
CANADA (GOVERNMENT OF)	4.06
QUEBEC (PROVINCE OF)	4.06
CANADA HOUSING TRUST NO.1 144A	4.02
CANADA (GOVERNMENT OF)	3.93
CANADA (GOVERNMENT OF)	3.87
CANADA HOUSING TRUST NO.1 144A	3.87
<b>Total of Portfolio</b>	<b>40.46</b>

Holdings are subject to change.

## PORTFOLIO CHARACTERISTICS

Weighted Average Yield To Maturity	1.80 %
Effective Duration	3.10 yrs
Weighted Average Maturity	3.29 yrs
Weighted Average Coupon	2.94 %
Distribution Yield	2.66 %
Trailing 12-month Yield	2.97 %

## MATURITY BREAKDOWN (%)



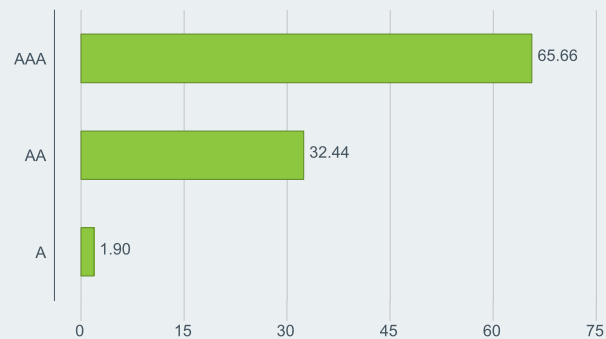
## TOP ISSUERS

CANADA (GOVERNMENT OF)	37.91
CANADA HOUSING TRUST NO.1	18.67
ONTARIO (PROVINCE OF)	17.34
QUEBEC (PROVINCE OF)	13.19
BRITISH COLUMBIA (PROVINCE OF)	9.08
ALBERTA (PROVINCE OF)	1.91
MANITOBA PROVINCE OF	0.95
NEW BRUNSWICK (PROVINCE OF)	0.95

## SECTOR EXPOSURE (%)

Federal	56.58
Provincial	43.42
Cash and/or Derivatives	0.00

## CREDIT RATINGS (%)



Want to learn more?

 [www.iShares.ca](http://www.iShares.ca)

 1-866 iSHARES (1-866-474-2737)

iShares® Funds are managed by BlackRock Asset Management Canada Limited ("BlackRock Canada"). Commissions, trailing commissions, management fees and expenses all may be associated with investing in iShares Funds. Please read the relevant prospectus before investing. The indicated rates of return are the historical annual compounded total returns including changes in unit value and reinvestment of all distributions and do not take into account sales, redemption, distribution or operational charges or income taxes payable by any securityholder that would have reduced returns. The funds are not guaranteed, their values change frequently and past performance may not be repeated. Tax, investment and all other decisions should be made, as appropriate, only with guidance from a qualified professional.

The above results are hypothetical and are intended for illustrative purposes only. The Hypothetical Growth of \$10,000 chart reflects a hypothetical \$10,000 investment and assumes reinvestment of dividends and capital gains. Fund expenses, including management fees and other expenses, were deducted.

Unlike an actual performance record, hypothetical results do not represent actual performance and are generally prepared with the benefit of hindsight. In addition, hypothetical trading does not involve financial risk. There are frequently differences, including material differences, between hypothetical performance results and the actual results subsequently achieved by any particular fund. Since trades have not actually been executed, hypothetical results cannot account for the impact of certain market risks such as lack of liquidity. There are numerous other factors related to the markets in general or the implementation of any specific investment strategy, which cannot be fully accounted for in the preparation of hypothetical results and all of which can adversely affect actual results.

CLF is not in any way sponsored, endorsed, sold or promoted by, FTSE TMX, FTSE, the London Stock Exchange Group companies (the "Exchange") or TSX INC. ("TSX" and together with FTSE TMX, FTSE and the Exchange, the "Licensor Parties"). The Licensor Parties make no warranty or representation whatsoever, expressly or impliedly, either as to the results to be obtained from the use of the 238835 (the "Index") and/or the figure at which the Index stands at any particular time on any particular day or otherwise. The Index is compiled and calculated by FTSE TMX and all copyright in the Index values and constituent lists vests in FTSE TMX. The Licensor Parties shall not be liable (whether in negligence or otherwise) to any person for any error in the Index and the Licensor Parties shall not be under any obligation to advise any person of any error therein. "TMX" is a trade mark of TSX Inc. and is used under licence. "FTSE®" is a trade mark of the FTSE International Limited in Canada and is used by FTSE TMX under licence.

© 2017 BlackRock, Inc. All Rights reserved. BLACKROCK, BLACKROCK SOLUTIONS, iSHARES, BUILD ON BLACKROCK, SO WHAT DO I DO WITH MY MONEY and the stylized i logo are registered and unregistered trademarks of BlackRock, Inc. or its subsidiaries in the United States and elsewhere. All other trademarks are those of their respective owners.

CLF-FS-0917

**BLACKROCK®**